



Spatial Analysis of the geographic distribution of NAF centers

The average distance between beneficiaries and NAF's centers

The National Aid Fund was established in 1986 with the aim of securing protection and providing support to the most vulnerable Jordanian families through The National Aid Fund centers.

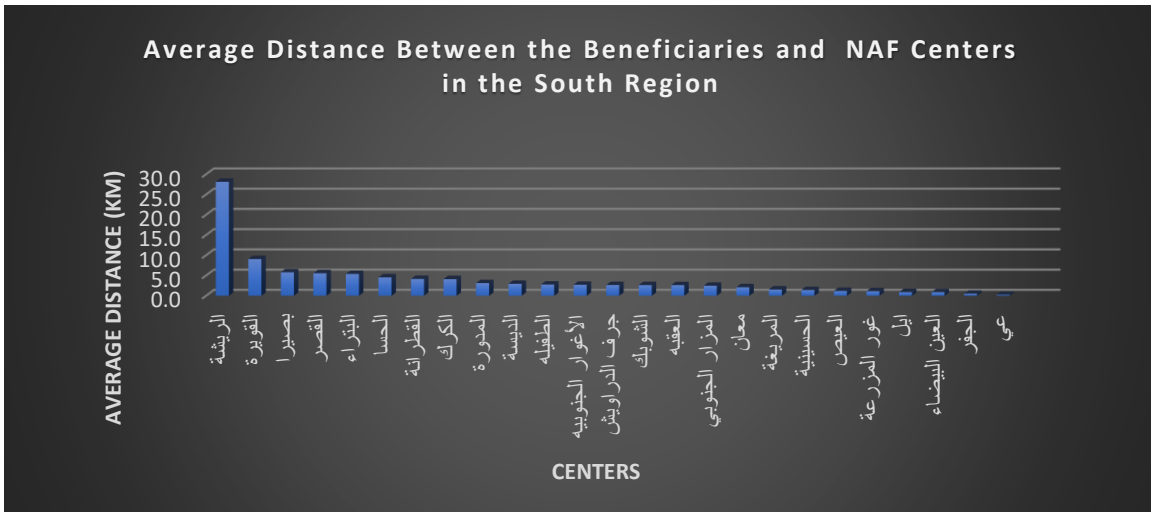
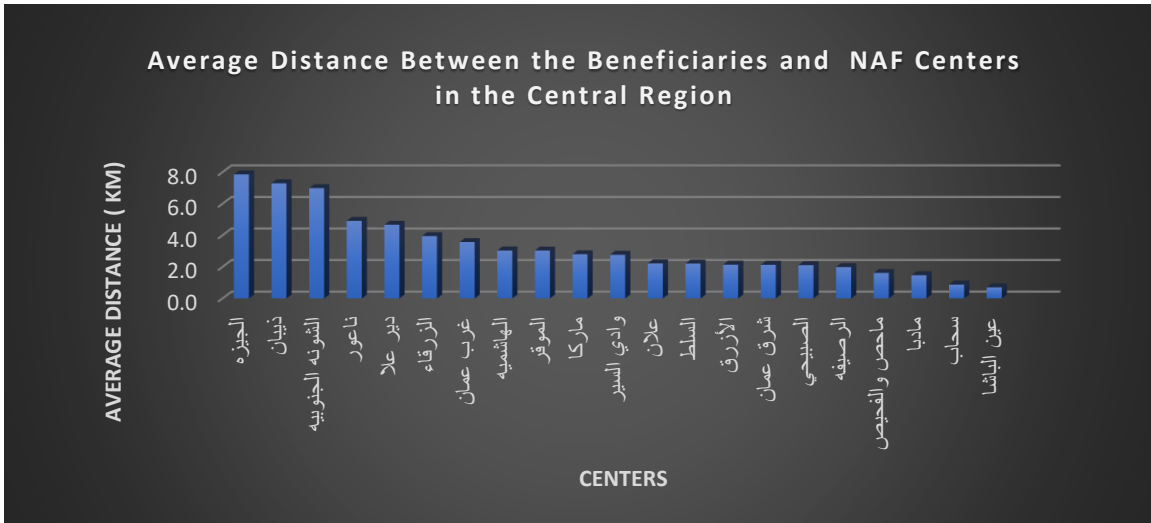
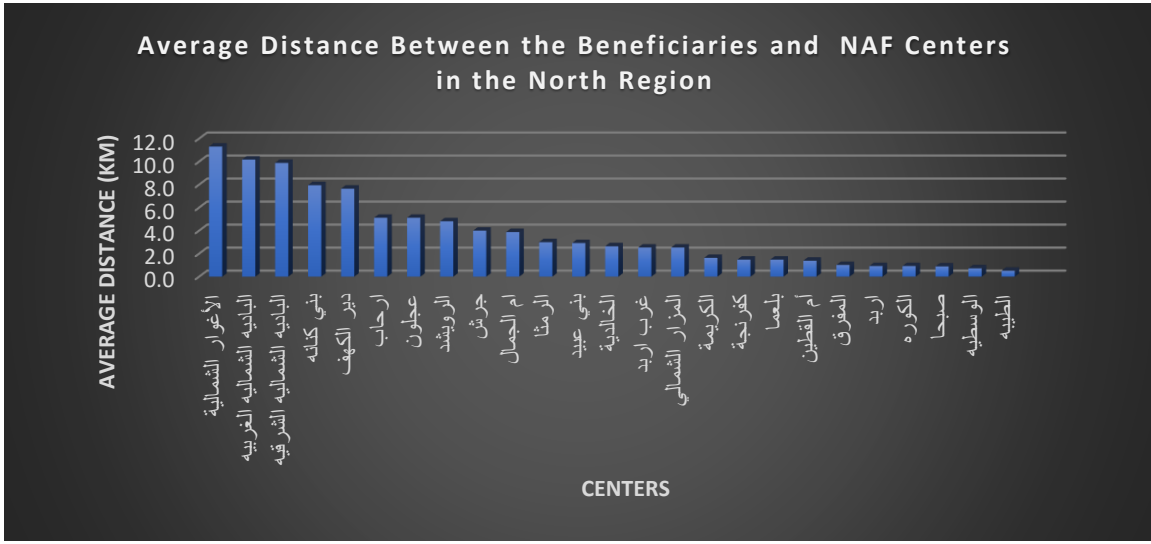
NAF has 71 centers , including 42 main and 29 sub-main centers spread over all of the Hashemite Kingdom of Jordan's governorates.

The following is a summary of a spatial analysis that was conducted by utilizing the geographic information systems (GIS) and geospatial data of centers and beneficiaries to investigate and assess the locations and coverage of NAF centers in Jordan.

The following are the key outcomes:

- The average distance between centers and beneficiaries ranges from 0 to 30 km. The "Al-Risha" center in the governorate of Aqaba had the greatest average of 28.1 km, and the percentage of the total beneficiaries is 0.2%. The "Ai" center in Karak Governorate had the lowest average distance, at 0.2 km, and the percentage of beneficiaries is 0.3%.
- The analysis found that 80.1% of the beneficiaries live within 5 km of the centers. And 93.3% are within a 10-kilometer distance. Only 0.5% of the beneficiaries live within 30 km of the centers, with the majority living in the Al-Rishah district.
- The majority of beneficiaries in the north region are located within the average distance of less than 11 kilometers, in the central region within the average distance of less than 8 kilometers, and in the south region within the average distance of less than 9 kilometers, with the exception of al-rishah district, where the average distance from the center exceeds 28 kilometers.

Average distance between the beneficiaries and NAF centers for per region:



Statistical	Results
Total NO. of NAF centers	71 center
MIN average distance	0.24 Km
MAX average distance	28.1 Km
Mean of Distance	3.4 Km
Standard Deviation of distances	3.84 Km

Distance(Km)	Percentage Of The Beneficiaries
< 5	80.1%
5-10	12.2%
10-15	3.6%
15-20	2.5%
20-25	0.8%
25-30	0.3%
> 30	0.5%

✚ Distribution Map for NAF Centers in the Hashemite Kingdom of Jordan.

